

International Monetary Fund (2009)^[1]



| Rank | Country | US\$ |
|------|--|---------|
| 1 |  Luxembourg | 104,512 |
| 2 |  Norway | 79,085 |
| 3 |  Qatar | 68,872 |
| 4 |  Switzerland | 67,560 |
| 5 |  Denmark | 56,115 |
| 6 |  Ireland | 51,356 |
| 7 |  Netherlands | 48,222 |
| 8 |  United Arab Emirates | 46,857 |
| 9 |  United States | 46,381 |
| 10 |  Austria | 45,989 |
| 11 |  Australia | 45,587 |
| 12 |  Finland | 44,492 |
| 13 |  Sweden | 43,986 |
| 14 |  Belgium | 43,533 |
| 15 |  France | 42,747 |
| 16 |  Germany | 40,875 |
| 17 |  Japan | 39,731 |
| 18 |  Canada | 39,669 |
| 19 |  Iceland | 37,977 |
| 20 |  Singapore | 37,293 |
| 21 |  Italy | 35,435 |
| 22 |  United Kingdom | 35,334 |
| 23 |  Spain | 31,946 |
| 24 |  Kuwait | 31,482 |
| — |  Hong Kong | 29,826 |
| 25 |  Greece | 29,635 |
| 26 |  Cyprus | 29,620 |
| 27 |  New Zealand | 27,259 |
| 28 |  Israel | 26,797 |
| 29 |  Brunei | 26,325 |
| 30 |  Slovenia | 24,417 |
| 31 |  Bahamas, The | 21,529 |
| 32 |  Portugal | 21,408 |
| 33 |  Bahrain | 19,455 |
| 34 |  Malta | 19,111 |
| 35 |  Czech Republic | 18,557 |
| 36 |  Oman | 18,013 |
| 37 |  Korea, South | 17,074 |
| 38 |  Taiwan (Republic of China) | 16,392 |


World Bank (2009)^[2]

| Rank | Country | US\$ |
|------|---|---------|
| 1 |  Monaco | 209,667 |
| 2 |  Liechtenstein | 139,667 |
| 3 |  Luxembourg | 105,319 |
| - |  Bermuda | 95,203 |
| 4 |  Norway | 79,090 |
| - |  Jersey &  Guernsey | 76,767 |
| 5 |  Switzerland | 64,708 |
| 6 |  San Marino | 61,290 |
| 7 |  United Arab Emirates | 56,827 |
| 8 |  Denmark | 55,995 |
| 9 |  Kuwait | 52,960 |
| 10 |  Ireland | 51,055 |
| - |  Isle of Man | 50,950 |
| 11 |  Qatar | 50,419 |
| 12 |  Netherlands | 47,918 |
| 13 |  United States | 46,436 |
| 14 |  Austria | 46,020 |
| - |  Faroe Islands | 44,857 |
| 15 |  Finland | 44,495 |
| 16 |  Andorra | 43,671 |
| 17 |  Sweden | 43,654 |
| 18 |  Belgium | 43,429 |
| 19 |  France | 42,312 |
| 20 |  Australia | 42,279 |
| 21 |  Germany | 40,873 |
| 22 |  Japan | 39,727 |
| 23 |  Canada | 39,599 |
| 24 |  Iceland | 38,034 |
| 25 |  Singapore | 36,534 |
| 26 |  United Kingdom | 35,165 |
| 27 |  Italy | 35,084 |
| - |  Macao | 34,571 |
| 28 |  Spain | 31,774 |
| - |  Greenland | 31,071 |
| - |  Hong Kong | 30,747 |
| 29 |  Greece | 29,241 |
| 30 |  New Zealand | 28,999 |
| 31 |  Cyprus | 28,599 |
| 32 |  Bahrain | 27,690 |
| 33 |  Israel | 26,174 |

| | | | | | |
|----|--|--------|----|---|--------|
| 39 |  Slovakia | 16,282 | 34 |  Slovenia | 23,728 |
| 40 |  Trinidad and Tobago | 15,581 | 35 |  Portugal | 21,414 |
| 41 |  Saudi Arabia | 14,486 | 36 |  Oman | 21,195 |
| 42 |  Estonia | 14,267 | 37 |  Bahamas, The | 21,152 |
| 43 |  Croatia | 14,243 | 38 |  Czech Republic | 18,139 |
| 44 |  Antigua and Barbuda | 13,852 | 39 |  Malta | 17,949 |
| 45 |  Barbados | 13,003 | 40 |  Korea, South | 17,078 |
| 46 |  Hungary | 12,927 | 41 |  Slovak Republic | 16,176 |
| 47 |  Venezuela | 11,789 | 42 |  Trinidad and Tobago | 15,748 |
| 48 |  Latvia | 11,607 | 43 |  Equatorial Guinea | 15,404 |
| 49 |  Poland | 11,288 | 44 |  Saudi Arabia | 14,540 |
| 50 |  Lithuania | 11,172 | 45 |  Barbados | 14,383 |
| 51 |  Saint Kitts and Nevis | 10,315 | 46 |  Estonia | 14,242 |
| 52 |  Equatorial Guinea^[4] | 9,580 | 47 |  Croatia | 14,222 |
| 53 |  Libya | 9,529 | 48 |  Hungary | 12,868 |
| 54 |  Chile | 9,525 | 49 |  Antigua and Barbuda | 12,864 |
| 55 |  Uruguay | 9,426 | 50 |  Latvia | 11,616 |
| 56 |  Seychelles | 8,973 | 51 |  Venezuela | 11,503 |
| 57 |  Turkey | 8,723 | 52 |  Poland | 11,273 |
| 58 |  Lebanon | 8,707 | 53 |  Lithuania | 11,140 |
| 59 |  Russia | 8,694 | 54 |  Saint Kitts and Nevis | 10,900 |
| 60 |  Brazil | 8,220 | 55 |  Uruguay | 10,790 |
| 61 |  Mexico | 8,135 | 56 |  Libya | 9,713 |
| 62 |  Argentina | 7,726 | 57 |  Chile | 9,645 |
| 63 |  Romania | 7,542 | 58 |  Palau | 9,550 |
| 64 |  Gabon | 7,468 | 59 |  Seychelles | 8,682 |
| 65 |  Panama | 7,133 | 60 |  Russian Federation | 8,676 |
| 66 |  Kazakhstan | 7,019 | 61 |  Turkey | 8,248 |
| 67 |  Malaysia | 6,897 | 62 |  Lebanon | 8,156 |
| 68 |  Mauritius | 6,838 | 63 |  Mexico | 8,144 |
| 69 |  Botswana | 6,407 | 64 |  Brazil | 8,114 |
| 70 |  Costa Rica | 6,345 | 65 |  Argentina | 7,666 |
| 71 |  Bulgaria | 6,223 | 66 |  Romania | 7,500 |
| 72 |  Grenada | 5,969 | 67 |  Gabon | 7,500 |
| 73 |  South Africa | 5,824 | 68 |  Panama | 7,154 |
| 74 |  Serbia | 5,809 | 69 |  Malaysia | 6,975 |
| 75 |  Suriname | 5,676 | 70 |  Kazakhstan | 6,870 |
| 76 |  Saint Lucia | 5,671 | 71 |  Mauritius | 6,744 |
| 77 |  Saint Vincent and the Grenadines | 5,291 | 72 |  Montenegro | 6,548 |
| 78 |  Dominican Republic | 5,176 | 73 |  Costa Rica | 6,382 |
| 79 |  Belarus | 5,166 | 74 |  Bulgaria | 6,210 |
| 80 |  Colombia | 5,087 | 75 |  Grenada | 6,029 |
| | | | 76 |  Botswana | 5,964 |

| | | | | | |
|-----|---|-------|-----|--|-------|
| 81 |  Dominica | 4,949 | 77 |  Suriname | 5,833 |
| 82 |  Azerbaijan | 4,807 | 78 |  Serbia | 5,819 |
| 83 |  Namibia | 4,543 | 79 |  South Africa | 5,799 |
| 84 |  Macedonia, Republic of | 4,482 | 80 |  Saint Lucia | 5,500 |
| 85 |  Iran | 4,460 | 81 |  Jamaica | 5,437 |
| 86 |  Jamaica | 4,390 | 82 |  Saint Vincent and the Grenadines | 5,349 |
| 87 |  Peru | 4,356 | 83 |  Dominica | 5,108 |
| 88 |  Bosnia and Herzegovina | 4,279 | 84 |  Belarus | 5,069 |
| 89 |  Ecuador | 4,059 | 85 |  Colombia | 5,056 |
| 90 |  Belize | 4,045 | 86 |  Azerbaijan | 4,899 |
| 91 |  Algeria | 4,027 | 87 |  Dominican Republic | 4,618 |
| 92 |  Angola | 3,972 | 88 |  Bosnia and Herzegovina | 4,545 |
| 93 |  Thailand | 3,940 | 89 |  Iran | 4,540 |
| 94 |  Maldives | 3,932 | 90 |  Macedonia | 4,516 |
| 95 |  Tunisia | 3,852 | 91 |  Maldives | 4,388 |
| 96 |  Jordan | 3,829 | 92 |  Peru | 4,345 |
| 97 |  Albania | 3,825 | 93 |  Namibia | 4,339 |
| 98 |  China, People's Republic of | 3,678 | 94 |  Ecuador | 4,202 |
| 99 |  El Salvador | 3,623 | 95 |  Belize | 4,081 |
| 100 |  Fiji | 3,464 | 96 |  Algeria | 4,029 |
| 101 |  Cape Verde | 3,445 | 97 |  Turkmenistan | 3,904 |
| 102 |  Turkmenistan | 3,242 | 98 |  Thailand | 3,894 |
| 103 |  Samoa | 3,078 | 99 |  Jordan | 3,829 |
| 104 |  Tonga | 3,032 | 100 |  Tunisia | 3,792 |
| 105 |  Swaziland | 2,907 | 101 |  Albania | 3,751 |
| 106 |  Morocco | 2,865 | 102 |  Angola | 3,734 |
| 107 |  Armenia | 2,668 | 103 |  China | 3,687 |
| 108 |  Guatemala | 2,662 | 104 |  El Salvador | 3,598 |
| 109 |  Vanuatu | 2,636 | 105 |  Fiji | 3,574 |
| 110 |  Guyana | 2,629 | 106 |  Cape Verde | 3,061 |
| 111 |  Syria | 2,579 | 107 |  Tonga | 2,990 |
| 112 |  Ukraine | 2,542 | 108 |  Kosovo | 2,965 |
| 113 |  Congo, Republic of the | 2,538 | 109 |  Morocco^[5] | 2,840 |
| 114 |  Egypt | 2,450 | 110 |  Armenia | 2,826 |
| 115 |  Georgia | 2,448 | 111 |  Samoa | 2,771 |
| 116 |  Paraguay | 2,337 | 112 |  Vanuatu | 2,721 |
| 117 |  Indonesia | 2,329 | 113 |  Guatemala | 2,623 |
| 118 |  Iraq | 2,108 | 114 |  Georgia^[6] | 2,520 |
| 119 |  Sri Lanka | 2,041 | 115 |  Marshall Islands | 2,508 |
| 120 |  Bhutan | 1,881 | 116 |  Swaziland | 2,478 |
| 121 |  Honduras | 1,823 | 117 |  Syrian Arab Republic | 2,474 |
| 122 |  Philippines | 1,746 | 118 |  Ukraine | 2,468 |
| 123 |  Bolivia | 1,724 | | | |

| | | | | | |
|-----|---|-------|-----|---|-------|
| 124 |  Mongolia | 1,560 | 119 |  Paraguay | 2,365 |
| 125 |  Moldova | 1,514 | 120 |  Congo, Republic of the | 2,361 |
| 126 |  Sudan | 1,398 | 121 |  Indonesia | 2,349 |
| 127 |  Djibouti | 1,304 | 122 |  Micronesia, Federated States of | 2,315 |
| 127 |  Kiribati | 1,304 | 123 |  Egypt | 2,269 |
| 129 |  Papua New Guinea | 1,247 | 124 |  Iraq | 2,090 |
| 130 |  Solomon Islands | 1,223 | 125 |  Sri Lanka | 2,068 |
| 131 |  Uzbekistan | 1,176 | 126 |  Honduras | 1,960 |
| 132 |  São Tomé and Príncipe | 1,174 | 127 |  Bhutan | 1,832 |
| 133 |  Nigeria | 1,142 | 128 |  Bolivia | 1,758 |
| 134 |  Cameroon | 1,115 | 129 |  Philippines | 1,745 |
| 135 |  Zambia | 1,086 | 130 |  Mongolia | 1,573 |
| 136 |  Yemen | 1,061 | 131 |  Guyana | 1,521 |
| 137 |  Vietnam | 1,060 | 132 |  Moldova^[7] | 1,500 |
| 138 |  Côte d'Ivoire | 1,052 | 133 |  Kiribati | 1,327 |
| 139 |  India | 1,031 | 134 |  Sudan | 1,293 |
| 140 |  Pakistan | 1,017 | 135 |  Solomon Islands | 1,258 |
| 141 |  Senegal | 994 | 136 |  Djibouti | 1,214 |
| 142 |  Mauritania | 975 | 137 |  São Tomé and Príncipe | 1,184 |
| 143 |  Nicaragua | 972 | 138 |  Uzbekistan | 1,182 |
| 144 |  Kenya | 912 | 139 |  Papua New Guinea | 1,172 |
| 145 |  Laos | 878 | 140 |  India | 1,122 |
| 146 |  Kyrgyzstan | 851 | 141 |  Cameroon | 1,119 |
| 147 |  Comoros | 799 | 142 |  Yemen | 1,118 |
| 148 |  Cambodia | 775 | 143 |  Nicaragua | 1,096 |
| 149 |  Tajikistan | 767 | 144 |  Côte d'Ivoire | 1,093 |
| 150 |  Haiti | 733 | 145 |  Nigeria | 1,092 |
| 151 |  Benin | 711 | 146 |  Vietnam | 1,052 |
| 152 |  Chad | 687 | 147 |  Senegal | 1,042 |
| 153 |  Ghana | 671 | 148 |  Zambia | 986 |
| 154 |  Mali | 656 | 149 |  Pakistan | 981 |
| 155 |  Lesotho | 642 | 150 |  Laos | 940 |
| 156 |  Bangladesh | 574 | 151 |  Mauritania | 921 |
| 157 |  Burkina Faso | 564 | 152 |  Kyrgyzstan | 860 |
| 158 |  Tanzania | 551 | 153 |  Comoros | 833 |
| 159 |  Timor-Leste | 543 | 154 |  Lesotho | 775 |
| 160 |  Rwanda | 536 | 155 |  Kenya | 759 |
| 161 |  Guinea-Bissau | 513 | 156 |  Benin | 745 |
| 162 |  Afghanistan | 486 | 157 |  Tajikistan | 716 |
| 163 |  Uganda | 474 | 158 |  Mali | 691 |
| 164 |  Mozambique | 465 | 159 |  Cambodia | 677 |
| 165 |  Burma | 459 | 160 |  Haiti | 667 |
| 166 |  Nepal | 452 | | | |

| | | | | | | | |
|-----|---|---|-----|-----|---|---|-----|
| 167 |  | Central African Republic | 447 | 161 |  | Ghana | 655 |
| 168 |  | Gambia, The | 440 | 162 |  | Chad | 596 |
| 169 |  | Togo | 422 | 163 |  | Bangladesh | 551 |
| 170 |  | Guinea | 414 | 164 |  | Guinea-Bissau | 520 |
| 171 |  | Madagascar | 412 | 165 |  | Burkina Faso | 517 |
| 172 |  | Ethiopia | 390 | 166 |  | Rwanda | 507 |
| 173 |  | Zimbabwe | 375 | 167 |  | Tanzania^[8] | 494 |
| 174 |  | Niger | 371 | 168 |  | Timor-Leste | 492 |
| 175 |  | Eritrea | 363 | 169 |  | Uganda | 481 |
| 176 |  | Malawi | 328 | 170 |  | Madagascar | 461 |
| 177 |  | Sierra Leone | 311 | 171 |  | Central African Republic | 454 |
| 178 |  | Liberia | 239 | 172 |  | Togo | 431 |
| 179 |  | Congo, Democratic Republic of the | 171 | 173 |  | Gambia, The | 430 |
| 180 |  | Burundi | 163 | 174 |  | Mozambique | 428 |
| | | | | 175 |  | Nepal | 427 |
| | | | | 176 |  | Guinea | 407 |
| | | | | 177 |  | Afghanistan | 356 |
| | | | | 178 |  | Niger | 352 |
| | | | | 179 |  | Ethiopia | 345 |
| | | | | 180 |  | Sierra Leone | 341 |
| | | | | 181 |  | Eritrea | 326 |
| | | | | 182 |  | Malawi | 326 |
| | | | | 183 |  | Liberia | 221 |
| | | | | 184 |  | Congo, Democratic Republic of the | 163 |
| | | | | 185 |  | Burundi | 160 |